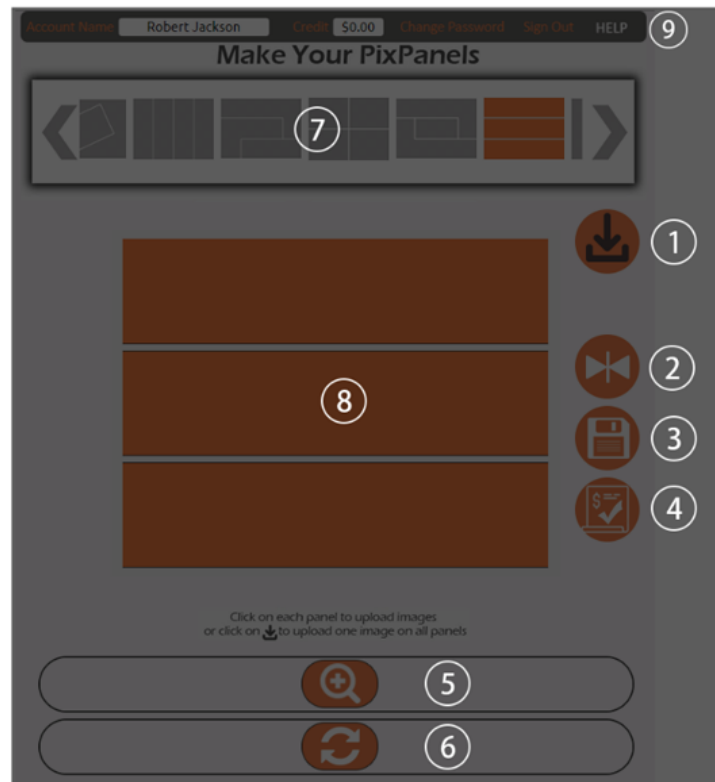


To make your order you need to have a username and password. Click on "Sign up" to create your account



A dark grey rectangular form with the following elements: "User Name" followed by a white input field; "Password" followed by a white input field; an orange "Sign in" button; a large black arrow pointing right towards the "Sign up" text; and a link "Forgot your Password?" below the "Sign up" text.

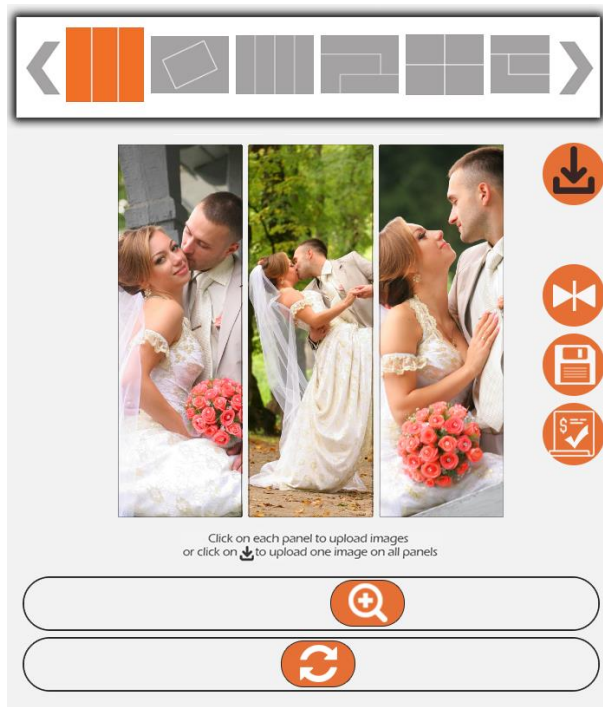
Once you enter your credentials you will see a page as follow:




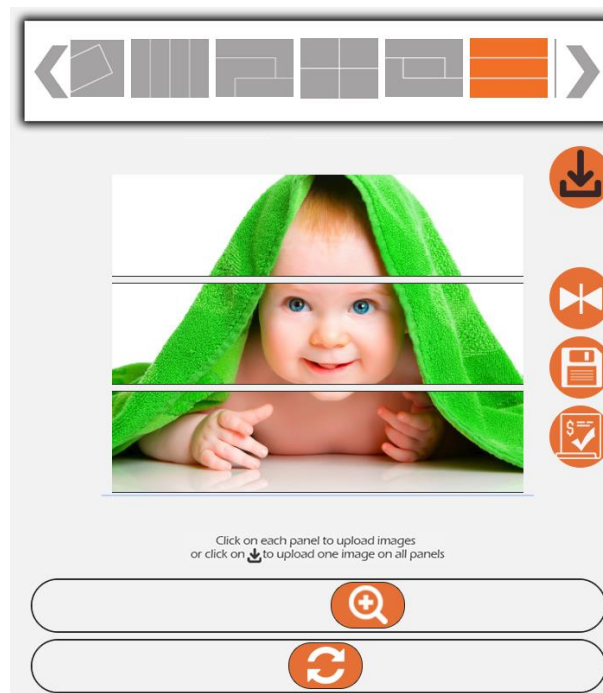
- 1 Upload one image on entire panels
- 2 Mirror image
- 3 Save on your local computer
- 4 Going to next step to see options and price
- 5 Zoom in and Zoom out your picture
- 6 Rotate your picture
- 7 List of shapes and designs
- 8 Your selected design (shape)
- 9 User information and help

To create your order, you need to choose one design (PixPanels) from section 7


To upload pictures on individual panels you must click on each panel:




To upload one picture in entire panels you must click on 




If you need to adjust your picture(s) inside the panels you can


use section 5 for zoom-in and zoom-out, 

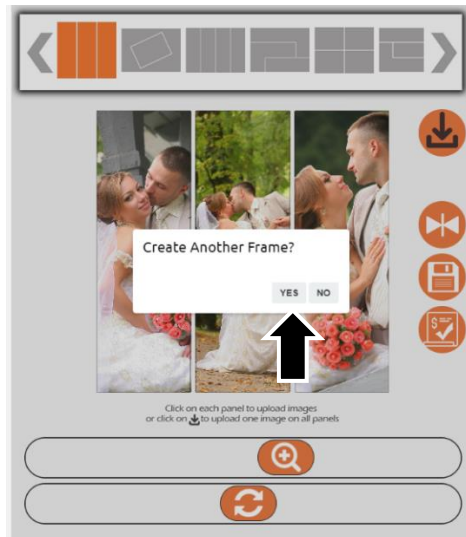
use section 6 to rotate your image, 

use section 2 to mirror your image, 

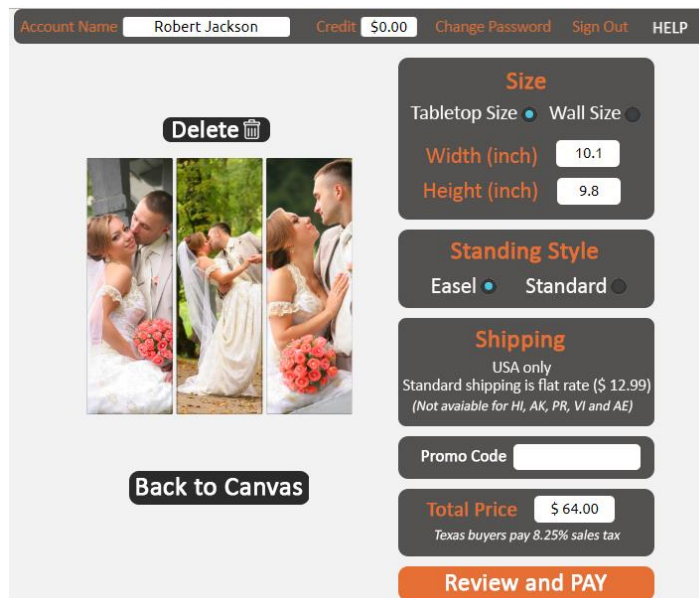
To pan your picture(s) inside the panels you can use mouse or your finger in touch screen displays.

If you're done with your favorite design and picture(s) you must click on  to see more options and check the price.

Remember, if you need to order another picture frame you should click on  then click on "Yes" and all previous steps must be repeated for new Picture frame.



In next step you will have options for size, standing style and Promo Code (if any):



**Size:** you will have two options for size, 1-Tabletop size 2- Wall Size

**Standing Style:** you will two options: 1- Standard style 2- Easel

**Standard style:** All orders coming with standard stand for free which is two 3-inch dowels that easily inserted into back of panels to keep entire picture frame stable. These two dowels can be removed easily if you want to use the easel as another stand option.



**Easel stand:** This is another practical and fancy option for displaying your picture frame (You'll be charged an extra fee to choose this option)



Note: There is no stand option for wall size frame

To move forward and see your order summary and detail price you need to click on **Review and PAY** to see Order Summary page:



Account Name: Robert Jackson    Credit: \$0.00    Change Password    Sign Out    HELP

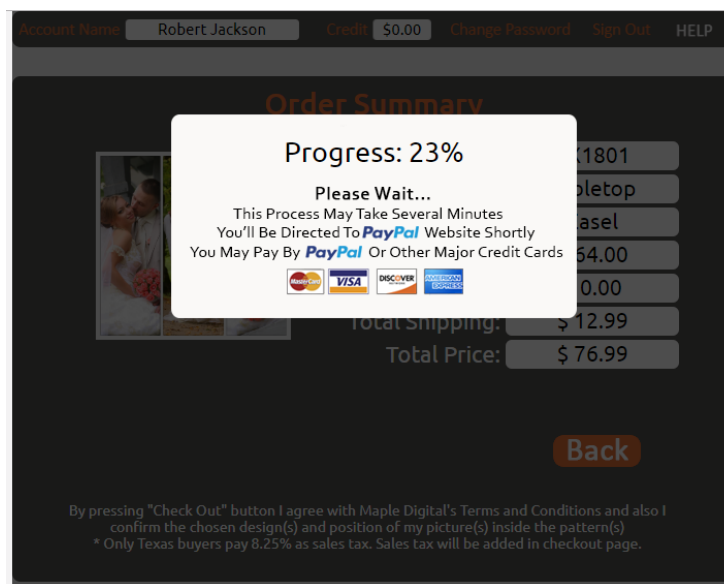
### Order Summary

|                 |          |
|-----------------|----------|
| Product Code:   | PX1801   |
| Size:           | Tabletop |
| Stand Type:     | Easel    |
| Price:          | \$ 64.00 |
| Discount:       | \$ 0.00  |
| Total Shipping: | \$ 12.99 |
| Total Price:    | \$ 76.99 |

**Check Out**    **Back**

By pressing "Check Out" button I agree with Maple Digital's Terms and Conditions and also I confirm the chosen design(s) and position of my picture(s) inside the pattern(s)  
\* Only Texas buyers pay 8.25% as sales tax. Sales tax will be added in checkout page.

If everything is fine with your order then you can click on "Check Out" button to make your payment. This page is directing you to PayPal portal which is one of the most secure payment gateways in the market.



Account Name: Robert Jackson    Credit: \$0.00    Change Password    Sign Out    HELP

### Order Summary

Progress: 23%

Please Wait...

This Process May Take Several Minutes  
You'll Be Directed To **PayPal** Website Shortly  
You May Pay By **PayPal** Or Other Major Credit Cards

MasterCard    VISA    DISCOVER    AMERICAN EXPRESS

|                 |          |
|-----------------|----------|
| Product Code:   | PX1801   |
| Size:           | Tabletop |
| Stand Type:     | Easel    |
| Price:          | \$ 64.00 |
| Discount:       | \$ 0.00  |
| Total Shipping: | \$ 12.99 |
| Total Price:    | \$ 76.99 |

**Back**

By pressing "Check Out" button I agree with Maple Digital's Terms and Conditions and also I confirm the chosen design(s) and position of my picture(s) inside the pattern(s)  
\* Only Texas buyers pay 8.25% as sales tax. Sales tax will be added in checkout page.

You can pay for your order by PayPal or by other major credit cards such as VISA, Master Card, American Express and Discover. Once your payment is made you will receive a confirmation email that shows your order is successfully processed. Also you will be updated about order status. If you want to cancel your order for any reasons you can give us a call at: 1-800-605-3534 or send email to [info@mapledigital.com](mailto:info@mapledigital.com) before we start to manufacture your order. If you need further help about placing order please call our customer service Monday through Friday (9:00 am – 5:00 pm) or just drop us your message through by an email.